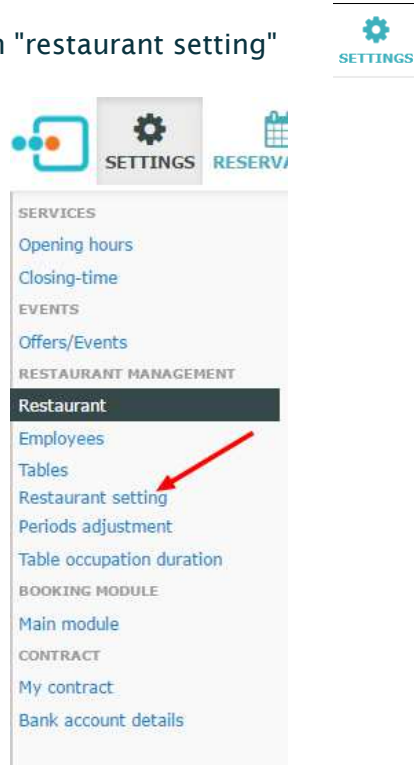


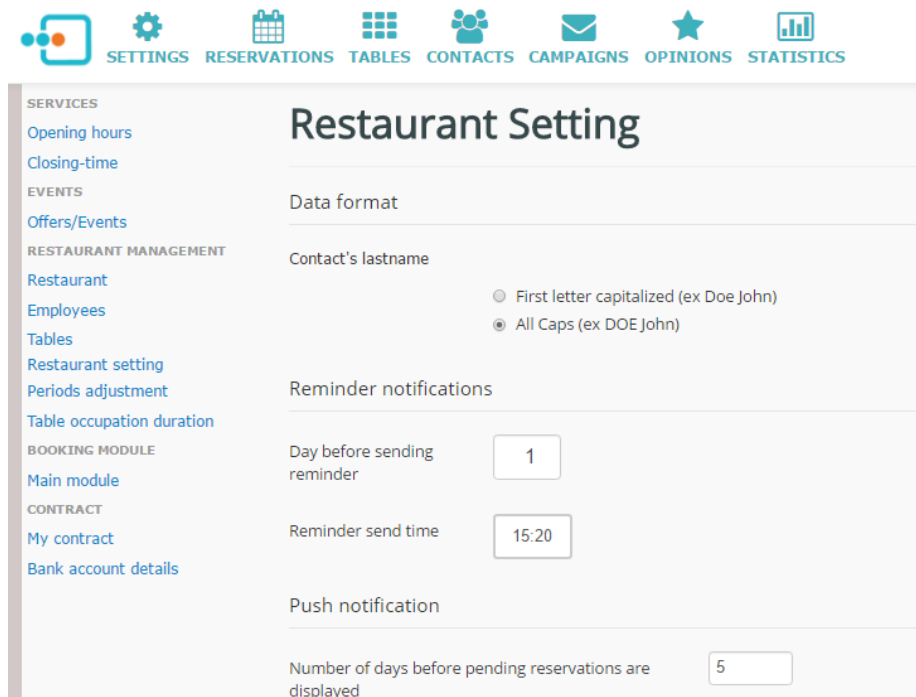
[SETTINGS] The "restaurant setting" menu

This menu abounds in numerous options highly interesting ! Do not hesitate to glance at it to activate / deactivate options.

- To reach it, click on "Settings" then "restaurant setting"



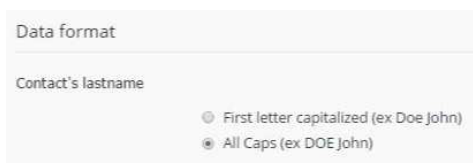
- The menu appears :



In here is the detail:

- **Data format**

Allows you to say if the name of the contacts has to have :



The screenshot shows a form titled "Data format" with a section for "Contact's lastname". There are two radio button options: "First letter capitalized (ex Doe John)" and "All Caps (ex DOE John)". The "All Caps" option is selected.

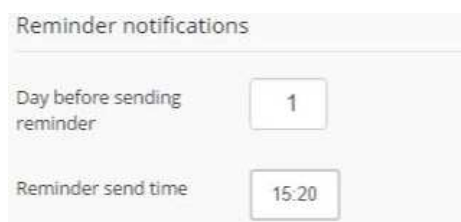
- **Reminder notifications**

Allows you to choose when the reminder of reservation is sent to your customers.

Those having reserved on-line receive automatically a (free) e-mail in the morning of the concerned meal, at about 9:15 am.

Those having booked by telephone for whom you recorded an e-mail+send a confirmation of reservation by e-mail also receive it.

For SMS: the option must be activated (ie lower, in the current price list according to your country, ie excl. tax./SMS 0.08€ for France). The SMS leaves at the hour configured here.



The screenshot shows a form titled "Reminder notifications". It has two input fields: "Day before sending reminder" with the value "1" and "Reminder send time" with the value "15:20".

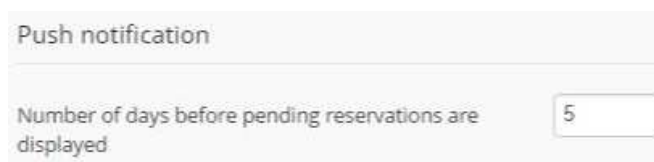
- **Push notifications**

Allows you to choose how long in advance the optional reservations display in the center of

notifications  On your book of reservations Guestonline Web (at the top right, when you are on the menu "reservations").

It allows you to remember yourselves that you have next reservations to be confirmed.

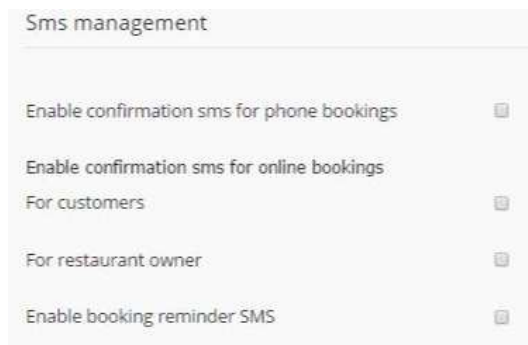
NB : The center of notifications also includes the on-line reservations "awaiting confirmation" from you.



The screenshot shows a form titled "Push notification". It has one input field: "Number of days before pending reservations are displayed" with the value "5".

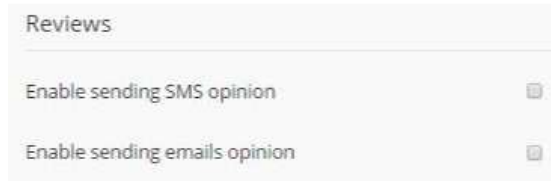
- **Sms management**

Allows you to activate the sendings of SMS (except campaigns). Details are [here](#).



- **Reviews**

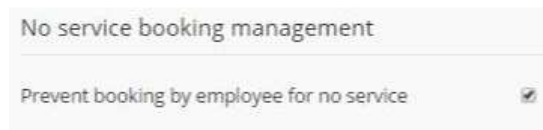
Details are [here](#).



- **No service booking management**

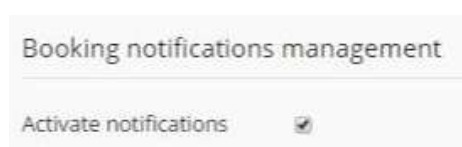
This option is useful for you if you created accounts "employees" (and not only "managers" on your establishment - not approachable in the offer "Saveurs").

When your collaborator connects with an access "employee", certain limitations are imperative if this field is marked. Details are [here](#).



- **Booking notifications management**

This option allows you to show, on Guestonline Web, each modification made on a reservation : Creation, modification (date, hour, number of guests) or change of status (honored, nullified), cancellation, affectation of tables etc as here :



- **Show No service on dashboard**

This option allows to show on dashboard, for Guestonline Web, the out of order reservations (or not).

Show No Service On Dashboard

Show 'Outside Service' details on dashboard

For instance :

Dashboard Tuesday 28 March 2017 at 15:14 Make a reservation

October 2016 November 2016 December 2016 **January 2017** February March April May June July August September

Monday		Tuesday		Wednesday		Thursday		Friday		Saturday		Sunday				
27	Lunch 0/20 Afternoon 3/30 Dinner 7/30	28	Closed	1	Lunch 10/20 Dinner 22/30	2	⚠	Outside service time 2 Lunch 2/30 Dinner 31/30	3	Lunch 27/30 Dinner 5/30	4	Brunch 0/30 Dinner 0/60	5	Lunch 0/30		
6	Lunch 4/50 Dinner 0/30	7	Closed	8	Lunch 3/20 Dinner 0/30	9	Lunch 0/30 Dinner 0/30	10	Lunch 8/30 Afternoon 11/30 Dinner 0/30	11	Brunch 0/30 Dinner 0/60	12	Lunch 0/30			
13	Closed	14	Closed	15	Lunch 0/20 Dinner 2/30	16	⚠	Lunch 0/30 Dinner 20/30	17	✖	Lunch 12/30 Dinner 0/30	18	⚠	Brunch 0/30 Dinner 0/60		
20	Closed	21	Closed	22	Lunch 2/20 Dinner 0/30	23	Lunch 15/30 Dinner 2/30	24	⚠	Lunch 14/30 Dinner 0/30	25	✖	Brunch 0/30 Dinner 0/60	26	✖	Lunch 0/30